



Evansville School District Comprehensive Overview



Inside This Report:

Demographics	1
Board Goals	1
Student Enrollment	1
Completion Rates	2
ACT Scores	2
Extra Curriculars	2
District Revenue	3
District Expenses	3
Per Pupil Cost	3
Strengths	4
Challenges	4
Contact Information	4

Evansville Demographics

Population	4,957
Median Age	34.1
% High School Graduate or Higher	87%
% Bachelor's Degree or Higher	22.4%
Average Household Size	2.51
Median Family Income	\$49, 946

Rock County Demographics

Population	160,213
Median Age	35.9
Average Household Size	2.5
Median Family Income	\$51,576

Wisconsin Demographics

Population	5,627,967
Median Age	37.5
Average Household Size	2.5
Median Family Income	\$52,103

Board Goals

Mission Statement

The Evansville Community School District, in active partnership with families and the community, will provide a positive learning environment that challenges all students to achieve personal excellence and become contributing citizens of the world community.

Facilities

To develop and implement a comprehensive plan to maintain and improve the physical facilities

Student Achievement

To maintain and advance student achievement through academics, extracurricular involvement, character education and nontraditional means, and to prepare students for 21st Century citizenship and work.

Vision

Develop and implement a comprehensive vision to meet the long range needs of the district using a proactive process

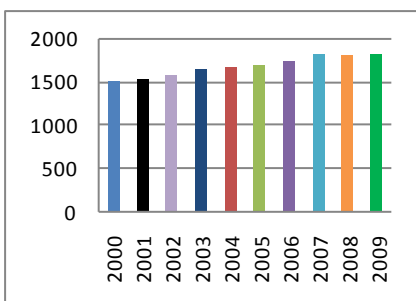
Finance Management

To maintain financial stability while responding effectively to changing financial circumstances and focusing the allocations of financial resources upon district and administrative goals.

Safety and Security

Create and maintain an environment that protects students, staff, visitors and facilities.

Student Enrollment



About Our District

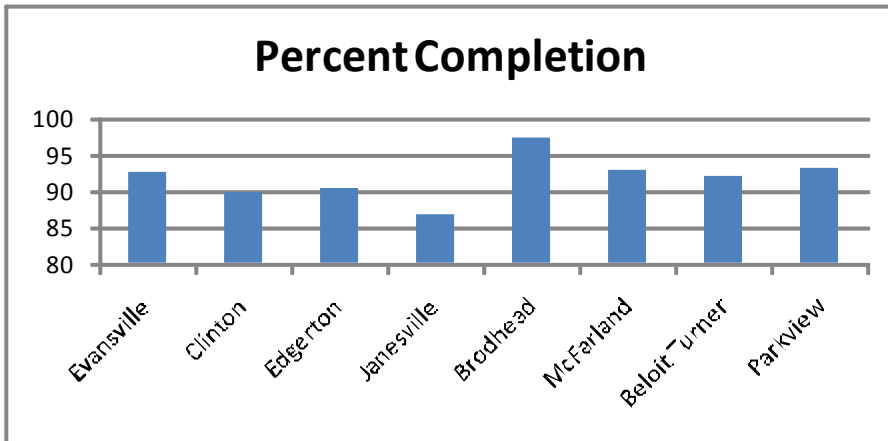
The Evansville Community School District educates a student body of 1850 students in grades K-12 in its four area schools, located on three campuses within the city. In addition to the city of Evansville, the district also educates students from the

surrounding townships of Brooklyn, Magnolia, Union, Janesville, Center Porter and Rutland. The experienced, knowledgeable teaching staff provides a top quality education for its students, with 109 of 159 instructors holding graduate degrees in education.

Breakdown of Enrollment by School 2009-2010 School Year

School	Levi Leonard Elementary	Theodore Robinson Intermediate School	J.C. McKenna Middle School	High School
Number of Students	452	383	431	531

Completion Rates



(Evansville Graduates Celebrate)

Our district boasts continued above-average test scores on the WKCE (Wisconsin Knowledge and Concepts Examination), the state's current required standardized test of content knowledge and skills. For example, nearly half (49.6%) of our 10th grade students earned an **advanced** ranking on the reading portion of the WKCE. Our high school graduation rates are nearly 4% higher than the Wisconsin average as well.

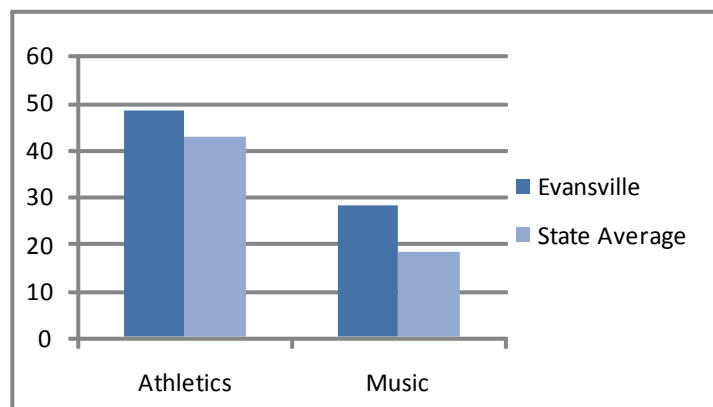
ACT Scores

School	McFarland	Evansville	Brodhead	Beloit Turner	Janesville	Parkview	Clinton	Edgerton
ACT Score	23.8	22.5	22.5	21.9	21.9	20.9	20.7	20.4
% Tested	62.2	63.2	56.4	63.6	58.2	56.5	58.5	47.1

Extra-Curricular Activities



(The Evansville student section cheers on varsity basketball)

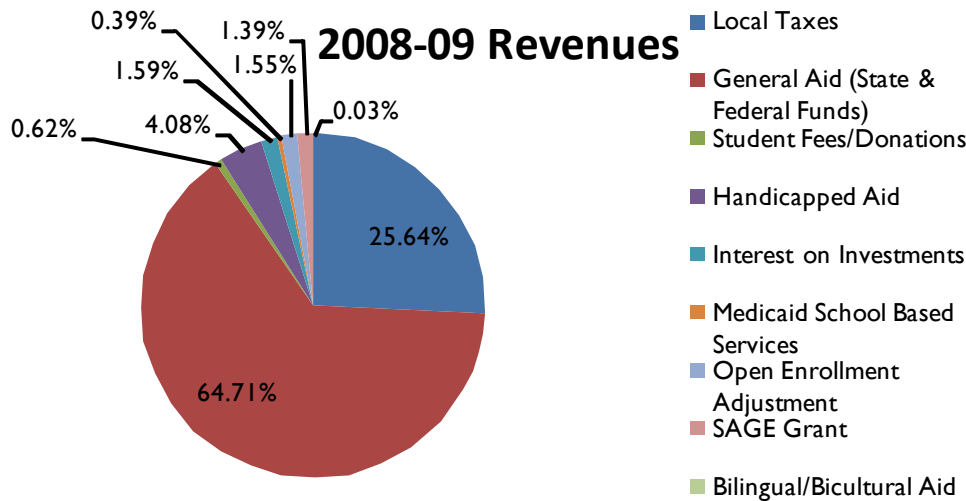


The Evansville Community School District offers students many opportunities to participate in thriving athletic and music programs; both programs well exceed state averages in participation, with 48.4% of students involved in athletics as compared to the 42.7% state average. Equally impressive are the 28.3% of students involved in music programs, when the state average is 18.0% involvement.

Breakdown of Revenues for the Fiscal Year 2008-2009

**Total Revenue
\$19,577,587**

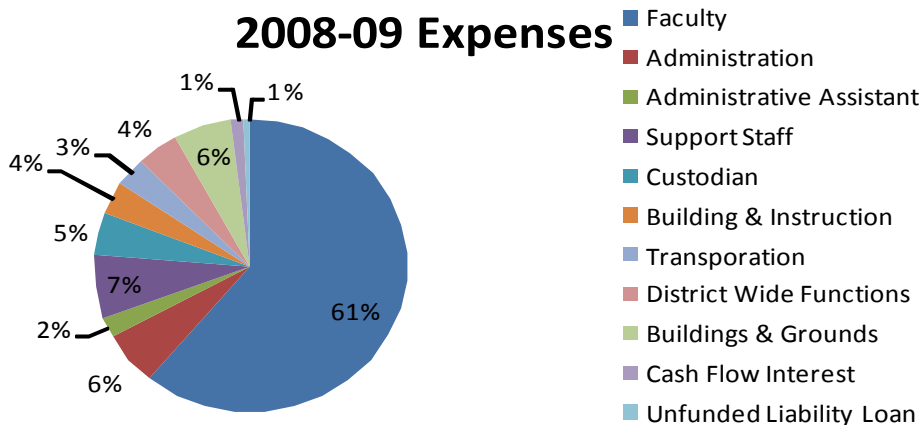
This graph represents the amount of money the school district receives from various sources. Other smaller revenue contributors include Computer Aid, Mobile Home Fees, Rental Buildings & Grounds, Admissions, high Cost Special Education Aid, General Transportation Aid, Library Aid, Title I Aid, Title V Aid, Transit Aid, Miscellaneous Income, Title IV Drug Free Grant, Title II Aid-teacher Training, and the Title II Aid-Technology and Mentoring grant.



Breakdown of Expenses for the Fiscal Year 2008-2009

**Total Expenses
\$19,542,220**

This graph represents the distribution of funds throughout the district. Personnel expenses include salaries and benefits for faculty, administration and their assistants, support staff, custodians, substitute teachers, chaperones/event workers, coaches, retirement benefits, board member salaries and crossing guards.



Pupil –Teacher Ratio District-Wide

District Building	LL	TRIS	JCM	EHS
Students per class	15.5	19.8	21.1	19.8

Per Pupil Costs for the Fiscal Year 2008-2009

District	Expenses	# of Pupils	Per Pupil Cost
Beloit Turner	\$14,200,971	1,357	\$10,465
Janesville	\$113,249,706	10,567	\$10,717
Evansville	\$20,000,046	1,831	\$10,923
Clinton	\$14,259,210	1,259	\$11,326
Edgerton	\$21,470,566	1,890	\$11,360
Brodhead	\$12,970,416	1,138	\$11,398
McFarland	\$25,658,587	2,147	\$11,591
Parkview	\$12,584,596	1,032	\$12,194

Evansville Community
School District
340 Fair St
Evansville, WI 53536

Phone: 608-882-5224
Fax: 608-882-6564

Prepared by:

Rachel Ammerman
Sara Anderson
Andrew Erbs
Anne George
Tyler Graham
Carly Hutchins
David Iverson
Amanda Johnson
Dakota Letts
Kristin Mack
Rachel Marx
Zachary McDonough
Kye Rossmiller
Nathan Schafer
Patricia Schmidt
Nick Seeman
Storm Sendelbach
Katie Wendt
Amanda Wenzel



Mrs. Hurda's 2009-2010 AP Accounting II Class has accumulated information and established this report for the Evansville Community School District. The class is made up of Juniors and Seniors looking to pursue careers in business and accounting.

Special thanks to Eric Busse, Heidi Carvin, Theresa Daane, Dana Hurda, Paula Landers, Deb Olsen, Kim Stieber-White, and the school district's student and staff for all of their support.

Additional Strengths

The teachers in Evansville School District have very high standards and strong foundational backgrounds. Of the 159 teachers in the district, 109 of them have masters degrees. A significant number of teachers have real world experience in their fields.

Not only do we have experienced and highly qualified teachers, ECSD has a system in place that has been designed to ensure that they are able to meet students needs. There is a low teacher to student ratio in the classrooms. In grades kindergarten through third grade, the Student Achievement Guarantee in Education (SAGE) program has been implemented. This has resulted in smaller class sizes and more individualized learning. Teachers are able to better-adjust to the increasingly varied needs of all students.

In addition, the high school building operates on a block schedule. This allows teachers to present material and complete activities and experiments that would just not be possible in the old-fashioned 7 or 8 period day format.

This has resulted in higher test scores. Students at the high school level have an average ACT score of 22.5. This is above both the state and national levels. In 2006, the high school was recognized for being a Blue Ribbon school. Granted by the United States Department of Education, this award recognizes schools that are considered academically superior.

Evansville has a prime location. Residents get the benefit of a small town living with all the big city benefits nearby because Evansville is half-way between Janesville and Madison. This is easy commuting distance to many employers, shopping, arts and entertainment. From Evansville, there is access to several state highways including 14, 59, 104 and 213.

Cost of living in Evansville is 10.5% lower than the nation's average. Housing costs are low and the quality of services are high making Evansville an ideal place for families.

Possible Challenges

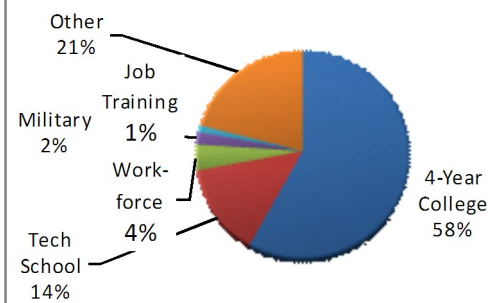
Just like the households it serves, Evansville School District is feeling the impact of the recession. Housing values and state revenues have decreased which directly impacts school funding.

Evansville has to continue to enforce budget cuts district wide for the 2010-2011 school year. This may involve laying off high quality staff/relocating staff to different facilities throughout the district, cuts to academic and elective programs, support staff reductions, and/or special education and extra-curricular reductions.

In any community, jobs are a major concern. Baker, Varco Pruden, and Landmark are three industrial companies that have helped the Evansville economy hold itself up these past few years by providing good paying blue-collar jobs. As long as they continue to be successful, those jobs will remain intact. Fortunately, quite a few residents commute daily to Madison to work which has been somewhat insulated from the recession when compared to similar communities its size.

A challenge Evansville School District faces which they may actually be able to impact is the post-graduation plans of students. While many attend four-year schools or have other major plans for the future, over one fifth of students don't have set plans after graduation. It would be great if every Evansville student had career and life goals to work toward. The district is working on a new guidance model and career pathways to improve in this area.

Student Post-Grad Plans



*Disclaimer: The Evansville School System and its staff bear no responsibility or liability for the contents of this report.

Sources: <http://data.dpi.state.wi.us/data>
<http://www.city-data.com/city/Evansville-Wisconsin.html>
http://www.statemaster.com/graph/peo_med_age-people-median-age
<http://quickfacts.census.gov>